
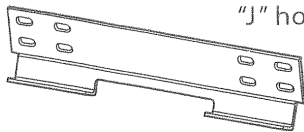




5135 Gravity Fed Self-Contained Eyewash



Eyewash



"J" hook

Maintenance

Maintenance: Unit should be drained, flushed and cleaned with mild soap and water every six (6) months or as needed. Rinse and refill with potable water and Water Preservative P/N 5136 (Follow directions on Water Preservative bottle) when filling the unit after use, cleaning or testing.

ANSI recommends visually inspecting the unit to see if the fluid needs changing or supplementing, self-contained units shall also be inspected and maintained in accordance with the manufacturer's instructions. For eyewashes, this includes protecting the nozzles and flushing fluid against airborne contaminants. Although not specifically stated, it's prudent to check the fluid levels and activation device of self-contained eyewash units every week.

1. Keep tray closed to protect eyewash heads and shut off water. Do not lean on tray when opened.
2. Water should be changed every 90 days and the unit cleaned at least every six (6) months, more often if conditions warrant. Water Preservative (P/N 5136) should be added each time the water is changed.

INSTALLATION / ASSEMBLY

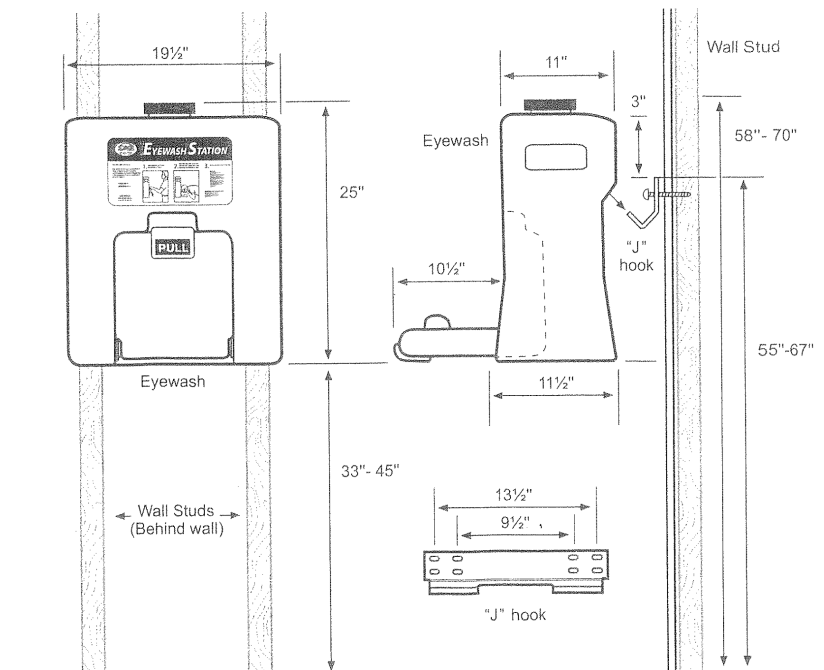
According to ANSI Z358.1, unit shall be in accessible locations requiring no more than 10 seconds to reach and shall be within 100 feet or less from the hazard. Employees shall be instructed in the proper use of emergency eyewash equipment.

Installation: Mount unit on wall (not designed for tabletop or shelf mounting) by installing "J" hook (P/N 5139) 33" to 58" from the floor. Line-up pre-drilled holes in "J" hook with wall studs for a more secure mounting. The eyewash heads shall be positioned no more than 33" to 45" from the floor (see drawing).

CAUTION

**ADEQUATE WALL SUPPORT IS REQUIRED.
UNIT WEIGHTS IN EXCESS OF 120 POUNDS
WHEN FILLED TO CAPACITY.**

Gravity Fed Portable Eyewash



Distributed by:

UV PROCESS SUPPLY, INC ♦ 1229 W. Cortland Street Chicago IL 60614 ♦ TEL: 1-773-248-0099 ♦ FAX 1-773-880-6647
www.uvprocess.com ♦ info@uvps.com